

INSTALLATION INSTRUCTIONS continued...

NOTE:The Bulkhead has two output settings 12W or 16W (It is pre-set to 16W). If you wish to set the bulkhead to the lower output.

- a) Ensure the power is switched off.
- b) Slide the switch to the desired output(seeFig.A).

Image of Wattage Select Switch on the Driver

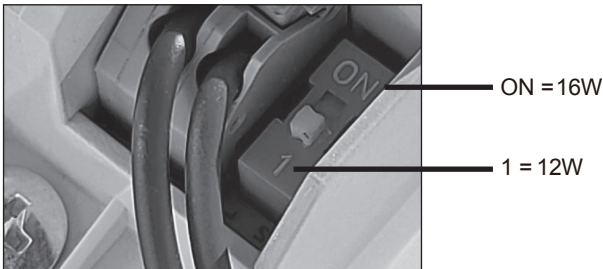


Fig.A

SETTING THE COLOUR TEMPERATURE

The colour temperature can be changed by adjusting the switch on the LED gear tray, see image below. Please ensure the power is switched off before changing.


- 3000K = Warm White
- 4000K = Cool White
- 6500K = Daylight White
- Factory preset to 4000K Cool White

NOTE:The control gear (LED DRIVER) supplied is not intended to operate in a no-load mode.



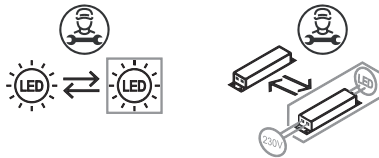
black  
score dimension 148 x 210 mm

LED Ceiling Lamp



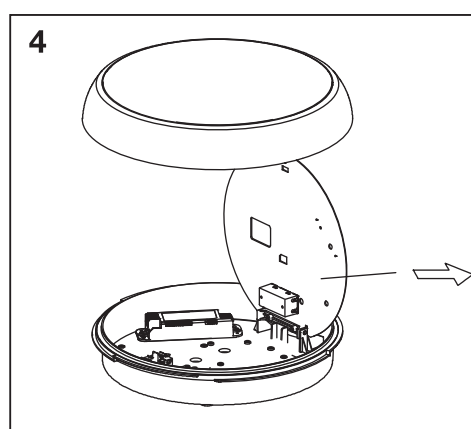
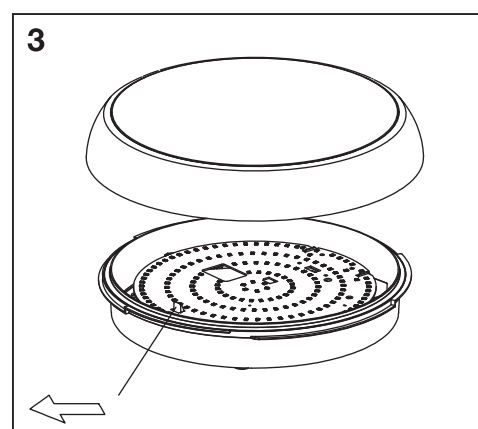
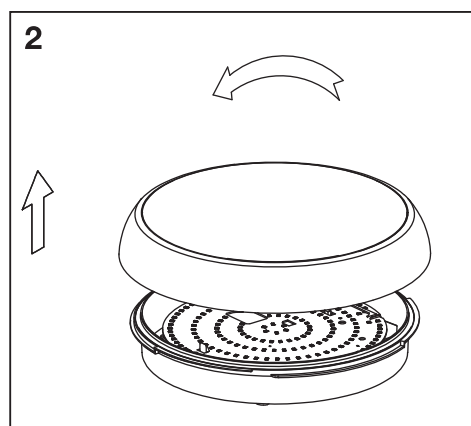
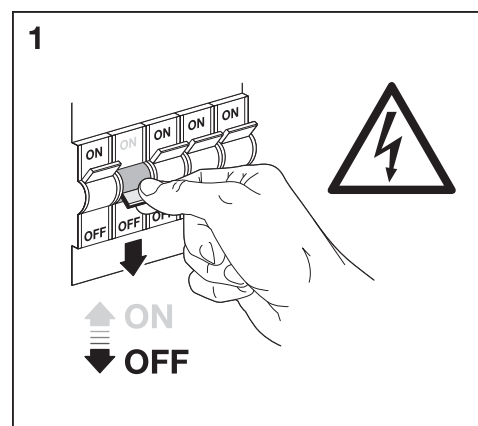
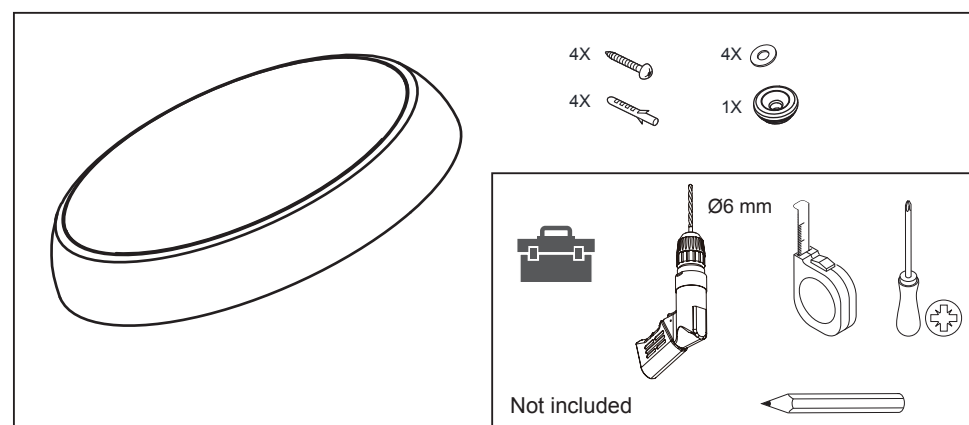
Product Item	Termalou LED Ø320		
Wattage	12W/16W		
Lumen	1200lm/1600lm		
Color Temperature/CRI	3000K/4000K/6500K , > 80		
Life Time	30000h		
Material	Diffusion PC Cover	PC Base	
Working Voltage	Isolation	220-240V~	50/60Hz
Working Temperature	-20°C~40°C		
Power Factor	>0.5		
Size for Product(W*H)	Φ320X82.5MM		

This product contains a light source of energy efficiency class E.

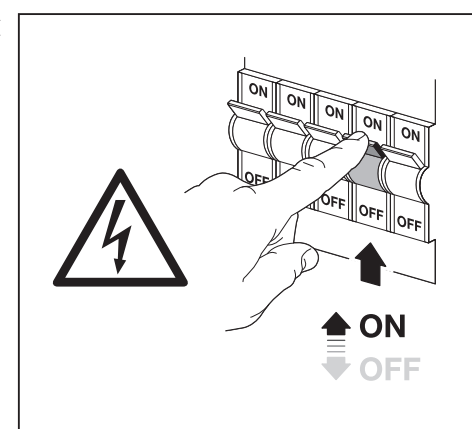
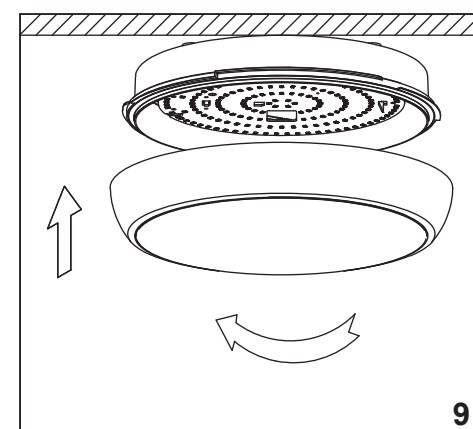
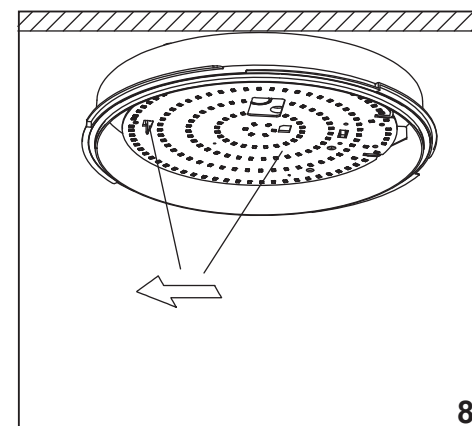
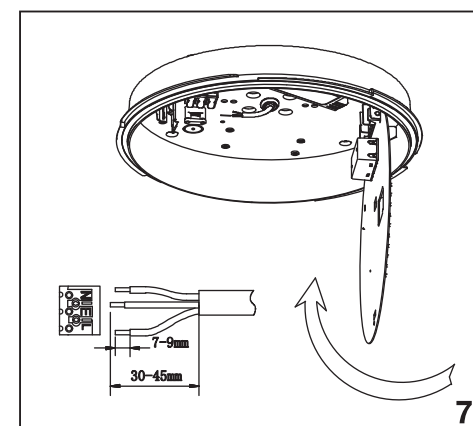
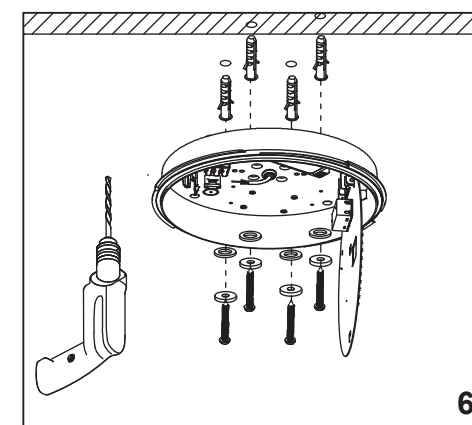
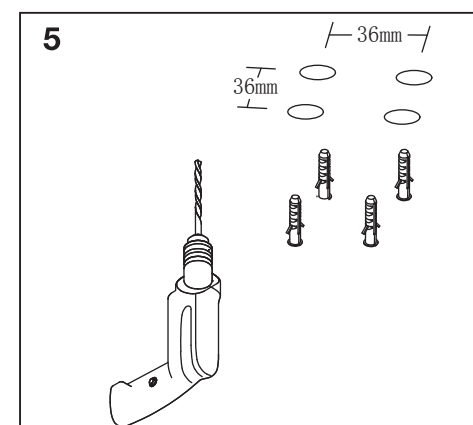


black  
score dimension 148 x 210 mm

# LED Ceiling Lamp



# LED Ceiling Lamp



\*1 TC (color temperature selection) series, you can adjust the shown switch to choose the color temperature.